



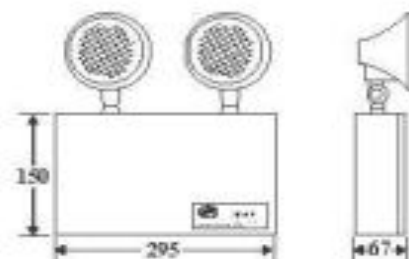
SELF-CONTAINED EMERGENCY LUMINAIRES



TEL 30 LA



Dimension



SPECIFICATIONS

SPECIFICATIONS	
MODEL	PNE TEL 30 LA
SYSTEM MODE	Non-maintained
EMERGENCY DURATION	> 3 hours
LIGHT SOURCE	2 x 8W incandescent bulbs
BATTERY	2 x 4.5AH Sealed lead acid battery
RECHARGE PERIOD	16 - 24 hours
BATTERY PROTECTION	Low voltage cut off to prevent from over discharging
MONITORING	L E D - Red — Indicates charging, Green — Indicate continuity of lamp filament Equipped with push test switch to simulate power failure
INPUT VOLTAGE	240V 50Hz
CHARGER	Constant voltage
HOUSING	Electro-galvanized sheet steel with powder coated paint
DIMENSION	295L x 75W x 150H
WEIGHT	3.50 Kg
MOUNTING	Surface mounted direction to wall or suspended from ceiling
WARRANTY	1 year
COMPLIANCE	CP 19 : 2000, SS 263 PART 2 : 1998

Note : Due to continuous development and improvement, our company reserves the right to change specifications without notice.



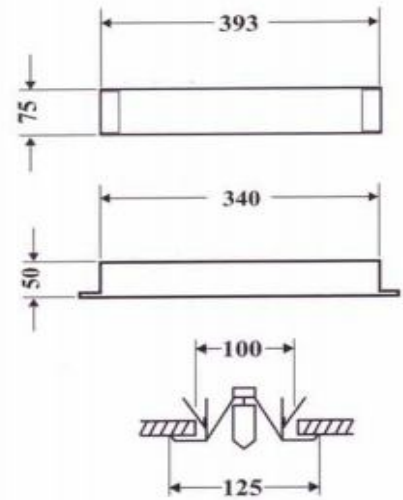


SELF-CONTAINED EMERGENCY LUMINAIRES



PNE TTH 105 M NC

Dimension



* Optional : 12V 20W & 12V 50W TH lamp available

SPECIFICATIONS

SPECIFICATIONS	
MODEL	PNE TTH 105 M NC
SYSTEM MODE	Non-maintained
EMERGENCY DURATION	1 - 2 hours
LIGHT SOURCE	6V 5-10W Tungsten halogen lamp
BATTERY	6V 2.5AH Nickel cadmium battery
RECHARGE PERIOD	16 - 24 hours
BATTERY PROTECTION	Low voltage cut off to prevent from over discharging
MONITORING	L.E.D.- Red — Indicates charging. Green — Lamp continuity. Equipped with push test switch to simulate power failure
INPUT VOLTAGE	240V 50Hz
CHARGER	Constant current, Dual-rate
HOUSING	Electro-galvanized sheet steel with powder coated paint
DIMENSION	393L x 75W x 55H
MOUNTING	Recess mounted from ceiling
WARRANTY	1 year
COMPLIANCE	CP 19 : 2000, SS 263 PART 2 : 1998

Note : Due to continuous development and improvement, our company reserves the right to change specifications without notice.

CTY TNHH TM THIẾT BỊ ĐIỆN LAN BÙI – Tel: (08) 6291 6865 – Fax : (08) 6291 6864 - Web: www.lanbuielectric.com



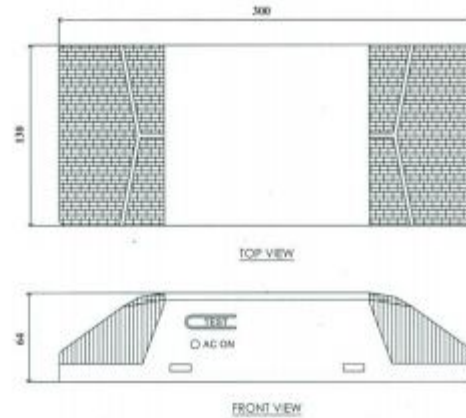


SELF-CONTAINED EMERGENCY LUMINAIRES



TEL 32

Dimension



SPECIFICATIONS

MODEL	PNE TEL 32
SYSTEM MODE	Non-Maintained
EMERGENCY DURATION	2 hours \pm 10%
LIGHT SOURCE	2 x 1W High power white LED
BATTERY	3.6V 2.5AH High temperature nickel cadmium battery
RECHARGE PERIOD	16 - 24 hours
BATTERY PROTECTION	Low voltage cut off to prevent from over discharging
MONITORING	L.E.D.- Red — Indicates charging. Equipped with push test switch to simulate power failure
INPUT VOLTAGE	240V 50Hz
CHARGER	Constant current, Dual-rate
HOUSING	Injection moulded fire retardant ABS housing
DIMENSION	300L x 130W x 64H
WEIGHT	2.0 Kg
MOUNTING	Surface mounted direct to wall
WARRANTY	1 year
COMPLIANCE	CP 19 : 2000, SS 263 PART 2 : 1998

Note : Due to continuous development and improvement, our company reserves the right to change specifications without notice.





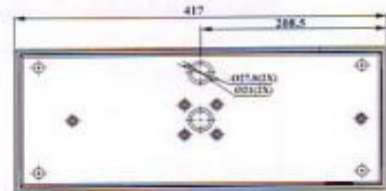
SELF-CONTAINED EMERGENCY EXIT SIGN



TBJ 100A

TBJ 100A WP

Dimension



SPECIFICATIONS

MODEL	PNE TBJ 100A / TBJ 100A LA / TBJ 100A RA PNE TBJ 100A WP / TBJ 100A LA WP / TBJ 100A RA WP
SYSTEM MODE	Maintained
EMERGENCY DURATION	> 2 hours
LIGHT SOURCE	1 x 8W fluorescent lamp
BATTERY	4.8V 2.5AH High temperature nickel cadmium battery
RECHARGE PERIOD	16 - 24 hours
BATTERY PROTECTION	Low voltage cut off to prevent over discharging
MONITORING	L.E.D.- Red — Indicates charging. Equipped with push test switch to simulate power failure
INPUT VOLTAGE	240V 50Hz
CHARGER	Constant current, Dual-rate
HOUSING	Injection moulded fire retardant ABS housing and acrylic diffuser
DIMENSION	417L X 72H X 174W
WEIGHT	2.45 Kg
MOUNTING	Surface mounted direction to wall
WARRANTY	1 year
COMPLIANCE	CP 19 : 2000, SS 263 PART 2 : 1998
IP RATING	IP 65 (TBJ 100A WP)



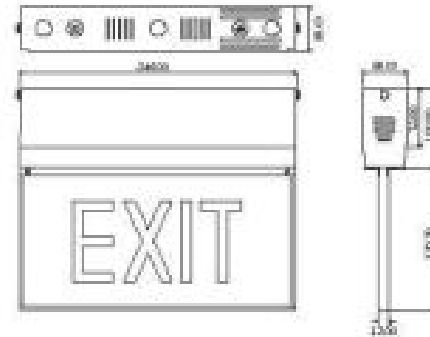


SELF-CONTAINED EMERGENCY EXIT SIGN



TEX 200 A

Dimension



* Optional : Recess Bracket available

SPECIFICATIONS	
MODEL	PNE TEX 200 A / TEX 200 A RA / TEX 200 A LA / TEX 200 A DWA
SYSTEM MODE	Maintained
EMERGENCY DURATION	> 2 hours
LIGHT SOURCE	1 x 8W fluorescent lamp
BATTERY	4.8V 2.5AH High temperature nickel cadmium battery
RECHARGE PERIOD	16 - 24 hours
BATTERY PROTECTION	Low voltage cut off to prevent from over-discharging
MONITORING	L.E.D. - Red - Indicates charging Equipped with push test switch to simulate power failure
INPUT VOLTAGE	240V 50Hz
CHARGER	Constant current, Dual-rate
HOUSING	Electro-galvanized sheet steel with powder coated paint
DIMENSION	350L x 56W x 295H
WEIGHT	2.95 Kg
MOUNTING	Surface mounted direction to wall or suspended from ceiling
WARRANTY	1 year
COMPLIANCE	CP 19 : 2000, SS 263 PART 2 : 1998

Note : Due to continuous development and improvement, our company reserves the right to change specifications without notice.

